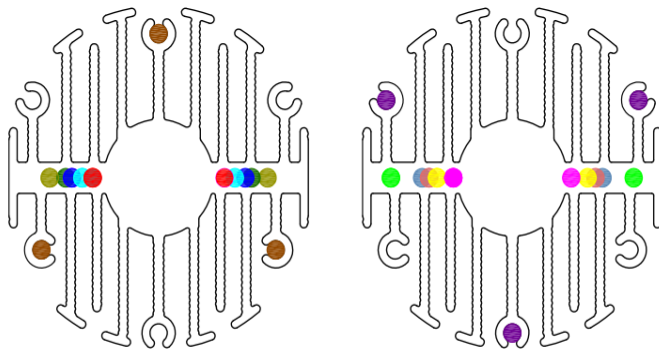



eLED

eLED-46 Series Φ 46mm COB Heat Sink Drawings

Drawings & Type Selection

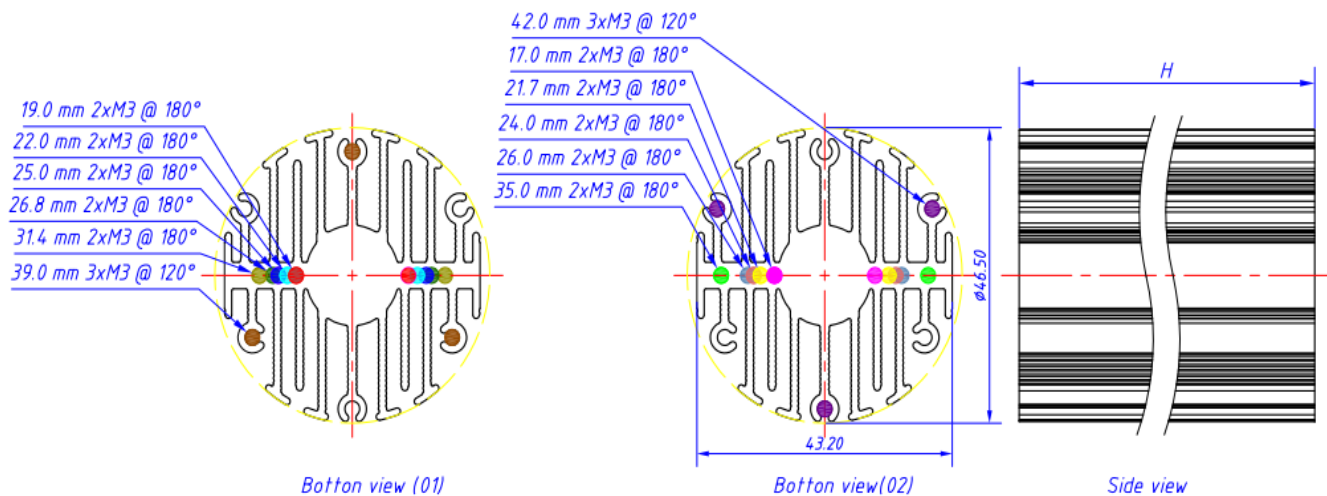


Bottom view (01)

Bottom view(02)

No.	Finish	Mounting Hole
A1		17.0 mm 2xM3 @ 180°
A2		19.0 mm 2xM3 @ 180°
A3		21.7 mm 2xM3 @ 180°
A4		22.0 mm 2xM3 @ 180°
A5		24.0 mm 2xM3 @ 180°
A6		25.0 mm 2xM3 @ 180°
A7		26.0 mm 2xM3 @ 180°
A8		26.8 mm 2xM3 @ 180°
A9		31.4 mm 2xM3 @ 180°
A10		35.0 mm 2xM3 @ 180°
A11		39.0 mm 3xM3 @ 120°
A12		42.0 mm 3xM3 @ 120°

NOTE! If there are two rows of holes, please keep the row distance at least 4mm.



Product display

