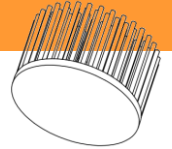
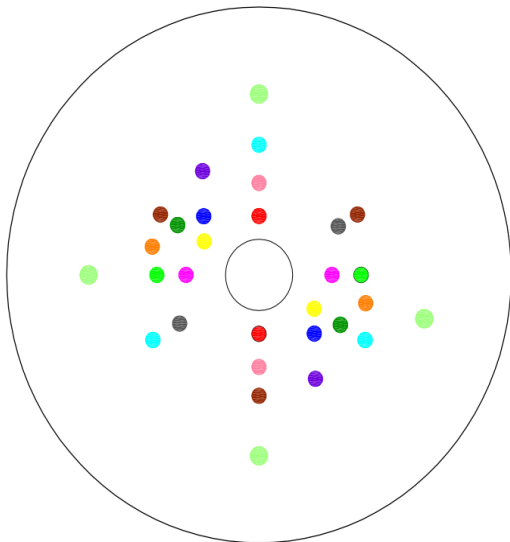


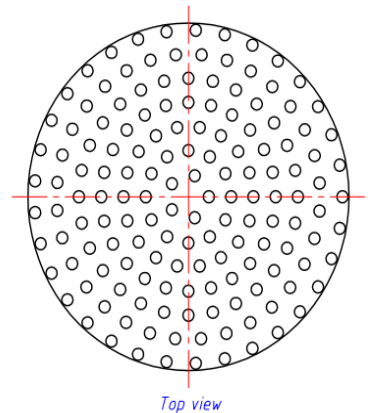
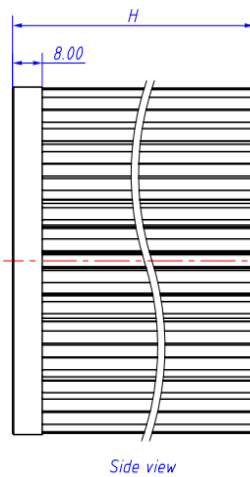
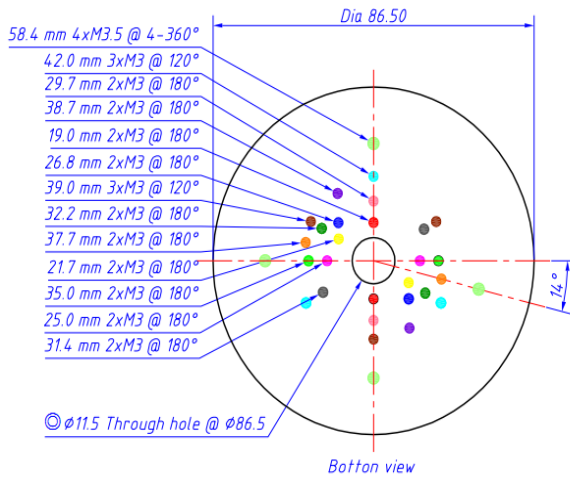
GooLED GooLED-86 Series $\Phi 86\text{mm}$ Pin Fin Heat Sink Drawings



Drawings & Type Selection



No.	Finish	Mounting Hole
A1	●	19.0 mm 2xM3 @ 180°
A2	●	21.7 mm 2xM3 @ 180°
A3	●	25.0 mm 2xM3 @ 180°
A4	●	26.8 mm 2xM3 @ 180°
A5	●	29.7 mm 2xM3 @ 180°
A6	●	31.4 mm 2xM3 @ 180°
A7	●	32.2 mm 2xM3 @ 180°
A8	●	35.0 mm 2xM3 @ 180°
A9	●	37.7 mm 2xM3 @ 180°
A10	●	38.7 mm 2xM3 @ 180°
A11	●	39.0 mm 3xM3 @ 120°
A12	●	42.0 mm 3xM3 @ 120°
A13	●	58.4mm 4xM3.5 @ 4-360°
A14		◎ $\Phi 11.5$ Through hole @ $\Phi 86.5$



Product display

