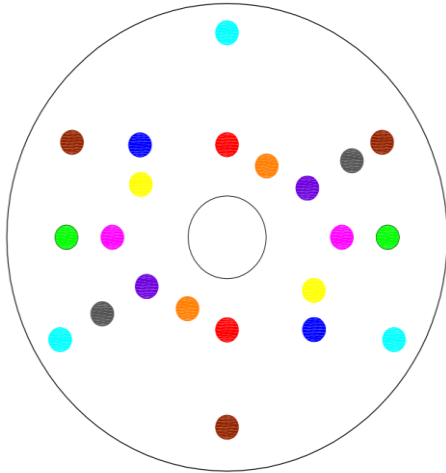

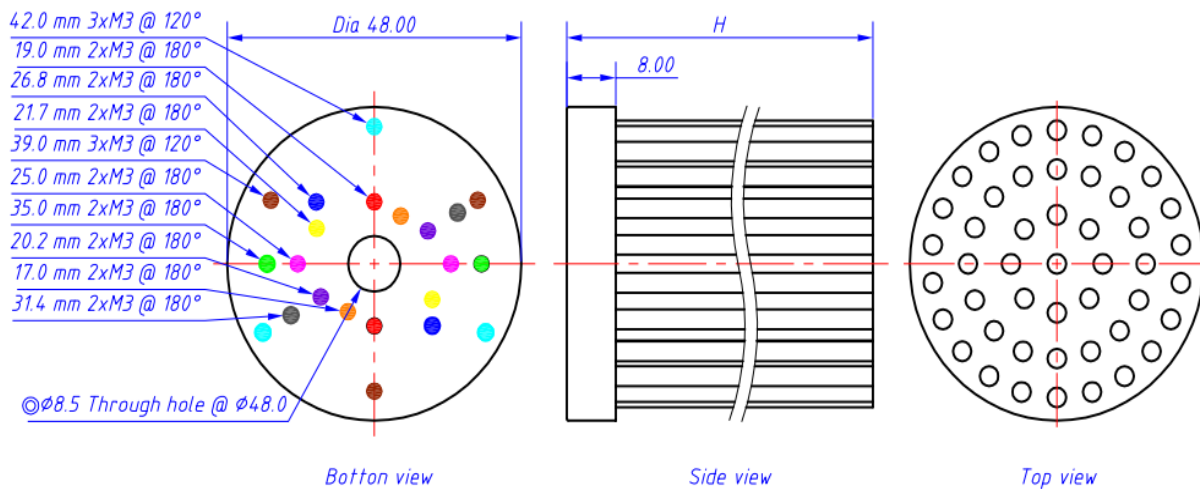


GooLED GooLED-48 Series Φ 48mm Pin Fin Heat Sink Drawings

Drawings & Type Selection



No.	Finish	Mounting Hole
A1		17.0 mm 2xM3 @ 180°
A2		19.0 mm 2xM3 @ 180°
A3		20.2 mm 2xM3 @ 180°
A4		21.7 mm 2xM3 @ 180°
A5		25.0 mm 2xM3 @ 180°
A6		26.8 mm 2xM3 @ 180°
A7		31.4 mm 2xM3 @ 180°
A8		35.0 mm 2xM3 @ 180°
A9		39.0 mm 3xM3 @ 120°
A10		42.0 mm 3xM3 @ 120°
A11		© Φ 8.5 Through hole @ Φ 48.0



Product display

